

The Ray-Vin take-off scope stand knob allows you to quickly and easily remove the scope and scope head from your Ray-Vin scope stand for transport or storage.

1 - First, unscrew the take-off knob from the stand shaft and let it sit in the top of the shaft.

2 - Next, loosen your scope head and slide it up and off the shaft and onto the take-off knob.

3 - Now snug up the scope head on the take-off knob and lift it all away from the stand.




4 - You can position the head parallel to the scope and tighten the head.

To put your scope back on the stand, just reverse the above directions.

When screwing the take-off knob back into the shaft be careful not to cross thread it!

Please note! The threaded end of your scope shaft is protected when the take-off knob is in place. When the knob and scope are removed be careful not to bump or bang the threaded end of the shaft or damage may result. Put the thread protector in the top of the stand for long term storage

Bonus! The take-off knob is drilled out so you can store a range rod inside the stand shaft.



RAY-VIN.COM

Ray-Vin.Com
1844 Mount Cello Road
Marianna, Florida 32448-5365